

OTHER STEPS YOU CAN TAKE...

- Regularly check for & repair leaks. Even small leaks can waste hundreds to thousands of gallons of water a month.
- Let your dishwasher do the work. An average dishwasher uses about 10 gallons per load. Running the average faucet for just four minutes can use the same amount of water. Save even more water by installing an Energy Star-approved dishwasher.
- Select an Energy Star approved washer the next time you purchase a new one. They use 15-20 less gallons of water per load, and you will see savings on your energy costs too.
- Maximize your landscape irrigation. Water use can double or triple during the summer months due to outdoor watering. Adjusting the amount of water, along with regular maintenance of your irrigation system, can reduce your outdoor water use by about 30%.



www.conserveh2o.org

This information is brought to you by the Regional Water Providers Consortium. The Consortium is a group of more than 20 water providers and the regional government Metro, serving Multnomah, Clackamas, and Washington Counties. Collectively, we work to educate the public on water conservation and efficient water use practices for our region.

PRINTED ON RECYCLED PAPER.

SIMPLE TIPS TO SAVE YOU WATER AND MONEY



“If all U.S. households installed water-saving features, water use would decrease by 30 percent, saving an estimated 5.4 billion gallons per day.”

– American Water Works Association

WHY WATER CONSERVATION?

We think of the Pacific Northwest as a place of abundant rainfall (about 37 inches per year) and plentiful water.

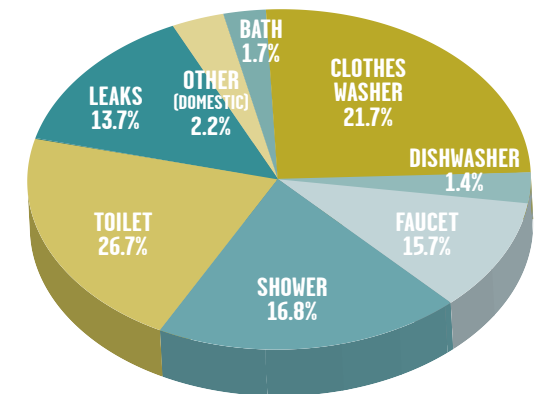
And it is – for now. But as our water demands continue to grow, long-term water supply issues, and the factors that impact them, will become more important to us all.

This guide identifies some simple and cost effective changes that you can make to reduce your household’s water consumption, while at the same time, save you money, time, and energy.



Average American household water use:

SOURCE: American Water Works Association



SAVING WATER IS AS EASY AS 1 2 3

- 1 Install high efficiency faucet aerators and save up to 40% of the water used by faucets.
- 2 Install high efficiency showerheads and save up to 40% of the water used by showers.
- 3 Replace older toilets with high efficiency models and save up to 63% of the water used by toilets. WaterSense labeled (think EnergyStar, only for water) high efficiency toilets must meet rigorous performance criteria and are third-party certified. www.epa.gov/watersense.



4-PERSON HOUSEHOLD EXAMPLE

THIS *Example* USES THE FOLLOWING ASSUMPTIONS:

HOUSEHOLD STATS...

- 💧 4 People
- 💧 2 Toilets
- 💧 3 Faucets (2 bath, 1 kitchen)
- 💧 1 Shower

WATER USE...

- 💧 Faucets = 2464 gallons/month per household (S.1 minutes per person per day @ 2.5 gpm** †)
- 💧 Showers = 2585 gallons/month per household (S.5 minutes per person per day @ 2.5 gpm** †)
- 💧 Toilets = 2129 gallons/month per household (5 flushes per person per day @ 3.50 gpf*** †)

💧 **Total water use = 7178 gallons/month** per household (for faucets, showers, and toilets)

(† Source: American Water Works Association Residential End Use Study)





MONTHLY HOUSEHOLD COSTS...

- 💧 **Water \$19.19** (@ \$2.00 per CCF*)
- 💧 **Sewer \$23.99** (@ \$2.50 per CCF*)

*** gpf = gallons per flush

** gpm = gallons per minute

* CCF = 748 gallons per cubic feet

 CONSERVATION OPPORTUNITY	 FAUCET AERATORS	 SHOWERHEADS	 TOILETS	COMBINED TOTALS
CONSERVATION OPPORTUNITY	Replace older 2.5 gpm aerators with high efficiency 1 gpm aerators	Replace older 2.5 gpm showerheads with high efficiency 1.5 gpm showerheads	Replace older toilets that use 3.5 gpf with WaterSense labeled high efficiency toilets that use 1.28 gpf	Assumes new aerators, showerheads & toilets were installed
ESTIMATED PURCHASE COST	\$1.00 – 5.00 each	\$10.00 - 20.00 each	\$100.00 – 450.00 each	\$111 – 475 Assumes all devices were purchased, without rebates
POTENTIAL WATER SAVINGS	Up to 40% or 985 gallons/month	Up to 40% or 1,034 gallons/month	Up to 63% or 1,364 gallons/month	Up to 3,384 gallons per month
ESTIMATED COST SAVINGS	Water: \$2.64/ month Sewer: \$3.29/ month TOTAL: \$5.93/month	Water: \$2.77/ month Sewer: \$3.46/ month TOTAL: \$6.22/month	Water: \$3.65/ month Sewer: \$4.56/ month TOTAL: \$8.21/month	\$20.36 per month water and sewer combined
ESTIMATED PAYBACK TIME	1 month	1.5 - 3.5 months	.5 - 4.5 years	.5 - 2 years

LEAK DETECTION & REPAIR

Having a leak detection strategy could help you lower your property's water/sewer bills and save hundreds to thousands of gallons of water per month.

Two potentially low cost, simple repair examples:

- 💧 **Toilets** are one of the most likely places to find a leak. They are often easy to detect and repair. Annually test your toilets for leaks by using dye tablets or food coloring. Many toilet leaks can be fixed by a do-it-yourself plumber, and repair parts are relatively inexpensive to purchase (\$5-20).
- 💧 **Leaky faucets** are often caused by faulty washers that don't allow your faucet to shut off completely. Replacing faulty washers is an easy and inexpensive (less than \$1) way to save water and money.

POTENTIAL RESOURCES

Check with your water provider as they may offer rebates and/or free conservation devices to their customers.

TAKE THE NEXT STEP...

Your actual savings will vary depending on your household's actual water and sewer rates, total usage, and associated project costs.

Check your water bill for your specific water and sewer rates, as these rates vary widely throughout the metro area.